

## TRENDS

**The Global Market For ADHD Medications**

The United States is an outlier among developed countries in its high usage rates of these medications among children.

**by Richard M. Scheffler, Stephen P. Hinshaw, Sepideh Modrek, and Peter Levine**

**ABSTRACT:** Little is known about the global use and cost of medications for attention deficit hyperactivity disorder (ADHD). Global use of ADHD medications rose threefold from 1993 through 2003, whereas global spending (U.S. \$2.4 billion in 2003) rose ninefold, adjusting for inflation. Per capita gross domestic product (GDP) robustly predicted use across countries, but the United States, Canada, and Australia showed significantly higher-than-predicted use. Use and spending grew in both developed and developing countries, but spending growth was concentrated in developed countries, which adopted more costly, long-acting formulations. Promoting optimal prescription and monitoring should be a priority. [*Health Affairs* 26, no. 2 (2007): 450–457; 10.1377/hlthaff.26.2.450]

**A**TENTION DEFICIT hyperactivity disorder (ADHD), a psychiatric condition first evident in childhood, is the subject of great clinical interest and strong scientific investigation.<sup>1</sup> The prevalence of ADHD is 5–8 percent of U.S. children and adolescents, and its impairments are likely to persist into adolescence and adulthood.<sup>2</sup> A syndrome with strong neurobiological origins, ADHD has major importance for public health, given the marked academic, social, familial, and accidental injury–related impairments with which it is associated.<sup>3</sup>

First used for youth in the 1930s, psychostimulant medications enhance dopaminergic and noradrenergic neurotransmission and provide symptom improvement in the clear majority of people who receive them.<sup>4</sup> Several

key issues are salient. First, objective tests for ADHD are lacking, a problem shared with most other psychiatric conditions. Guidelines for proper diagnosis must be followed, so that disorders with similar symptoms (such as conduct disorder or bipolar disorder) do not receive inappropriate stimulant treatment.<sup>5</sup> Second, prescription rates of stimulants (and other psychotropic medications) have greatly increased, at least in the United States, even for preschoolers.<sup>6</sup> About half of U.S. children and adolescents diagnosed with ADHD receive stimulant medications or related agents.<sup>7</sup> Third, unintended side effects may accompany stimulant use. Most are mild, but public health concerns have arisen about the potential for negative cardiovascular effects and suicidal thoughts.<sup>8</sup> Fourth, questions abound

---

*Richard Scheffler (rscheff@berkeley.edu) is director of the Nicholas C. Petris Center on Health Care Markets and Consumer Welfare, and Distinguished Professor of Health Economics and Public Policy at the University of California, Berkeley. Stephen Hinshaw is professor and chair, Department of Psychology, at that university. Sepideh Modrek is an Agency for Healthcare Research and Quality Pre-Doctoral Fellow and a graduate student in health services and policy analysis at the university. Peter Levine is a physician in the Department of Pediatrics, Kaiser Permanente Walnut Creek Medical Center, in Walnut Creek, California.*

about the potential for “diversion” of prescription stimulants to people without ADHD, related to improvement of study skills and possible euphoriant effects.<sup>9</sup>

Since the 1960s, methylphenidate and dextroamphetamine have been the mainstays of stimulant prescriptions for ADHD. New formulations, as well as efficacious nonstimulants, have taken up an increasingly large U.S. market share since the late 1990s.<sup>10</sup> Given the increasing recognition that ADHD is a problem of worldwide scope, diffusion of ADHD medications outside the United States may well be occurring, but the extent to which global use includes these newer and more costly formulations is unknown.<sup>11</sup>

Countries with different diagnostic traditions, such as the United Kingdom, have had lower prevalence rates than the United States.<sup>12</sup> However, ADHD appears in multiple nations and cultures at similar prevalence rates.<sup>13</sup> Less well documented are international treatment patterns, including rates of use and associated costs. Our objectives are to (1) describe global trends in ADHD-related medication use, the types of medications used, and medication spending over the past decade; (2) make a preliminary determination of the factors that explain diffusion of ADHD medications globally; and (3) discuss relevant policy issues.

## Study Data And Methods

We used the IMS Health MIDAS database to analyze trends in the global market for ADHD medications from 1993 to 2003. We classified ADHD medications as those in the “ATC=N6B Psychostimulants” category, along with the nonamphetaminelike stimulant modafinil (Provigil, Cephalon) and the nonstimulant atomoxetine HCL (Strattera, Lilly). Each medication (name brand and generic) was classified into one of four categories, along the dimensions of (1) stimulant versus nonstimulant medications and (2) long-acting (formulations that remain active for at least eight hours) versus short-acting (fewer than eight hours). We further classified stimulants by active pharmacologic agent: methylphenidate,

amphetamine, or other stimulant (Exhibit 1). To analyze changes in medication mix, we then generated a three-level categorization of short-acting stimulants, long-acting medications that received approval from the Food and Drug Administration (FDA) during the study period, and other long-acting medications. As a proxy for dose, IMS Health calibrated each product form into a common metric known as a standard unit (SU). For example, one standard unit is equivalent to a 5 mg tablet or 5 ml of a liquid.

To compare countries’ usage, we created a usage per capita measure (SU per child ages 5–19) to examine the relationship between use of ADHD medications and national income for each country that is a member of the Organization for Economic Cooperation and Development (OECD). We estimated a fixed-effects model to establish the relationship between per capita (ages 5–19) use and per capita GDP.<sup>14</sup> This method estimates parameters in panel data, which controls for variability across countries and over time.<sup>15</sup>

## Study Results

In 1993, thirty-one countries had adopted the use of ADHD medications; by 2003, the number had grown to fifty-five.<sup>16</sup> Our analysis aggregated data from individual countries from the year of adoption into a global sum. Because the United States is the single largest market, we also show its use, which constitutes 83–90 percent of total market share (by volume).

■ **Global utilization.** The usage of ADHD medications increased 274 percent during the study period (Exhibit 2).<sup>17</sup> From 1993 to 2000, global volume increased steadily (13.2 percent per year); from 2000 to 2003, growth accelerated to 16.8 percent per year.<sup>18</sup> The U.S. share of the global market declined from 86.8 percent in 1993 to 83.1 percent in 2003. A more detailed analysis (not shown) reveals marked variation by country. Low-use countries exhibited growth rates as high as 46 percent per year, whereas moderate-use countries had growth rates of nearly 20 percent per year. If these rates continue, the U.S. market share should

**EXHIBIT 1**  
**Categories Of Attention Deficit Hyperactivity Disorder (ADHD) Medications**

	Stimulants			
	Methylphenidates	Amphetamines	Other stimulants	Nonstimulants
Short-acting medications (fewer than eight hours)	Ritalin Methylin Methylphenidate Ritalin SR Methylin ER Metadate ER Focalin	Dextroamphetamine Dexedrine Desoxyn Mixed amphetamine Salts Adderall		
Long-acting medications (eight hours or more)	Ritalin LA <sup>a</sup> Metadate CD <sup>a</sup> Concerta <sup>a</sup>	Dexedrine Spansule <sup>b</sup> Adderall XR <sup>a</sup>	Modafinil <sup>b</sup> Provigil <sup>b</sup> Pemoline <sup>b</sup> Cylert <sup>b</sup>	Atomoxetine <sup>a</sup> Strattera <sup>a</sup>

**SOURCE:** Authors' classification scheme, based on the pharmacologic literature.

**NOTES:** These medication names are those used commonly in the United States. The equivalent preparations were determined from other countries.

<sup>a</sup>Long-acting medications approved by the Food and Drug Administration (FDA) after January 1993.

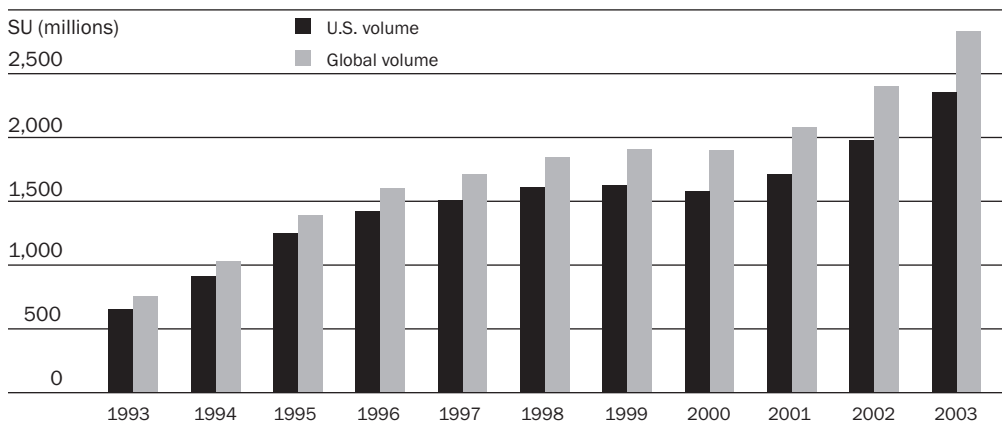
<sup>b</sup>Other long-acting medications.

continue to fall.

We then analyzed the relationship between per capita utilization of ADHD medications and the per capita GDP of the OECD countries, given that income is a well-known predictor of health care spending.<sup>19</sup> Use of ADHD medications is positively related to per capita GDP, with a *p* value of less than 0.001 using a

fixed-effects model.<sup>20</sup> Exhibit 3 illustrates the relationship between per capita (ages 5–19) use and per capita GDP. Data points on or near the diagonal line show countries using these medications at levels predicted by their per capita GDP. The United States uses them at a level that is about four times higher than would be predicted by income alone, holding

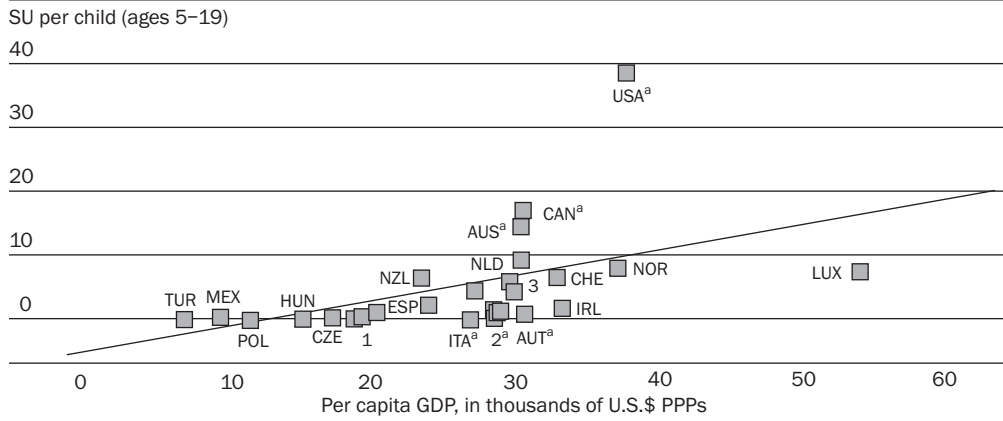
**EXHIBIT 2**  
**U.S. And Global Volume Of Attention Deficit Hyperactivity Disorder (ADHD) Medications, 1993–2003**



**SOURCE:** MIDAS database, IMS Health, 1993–2003.

**NOTES:** Volume adjusted to generate dosage equivalence between short- and long-acting medications. Long-acting medications are weighted twofold over short-acting medications. SU is standard units.

**EXHIBIT 3**  
**Predicted And Actual Usage Of Attention Deficit Hyperactivity Disorder (ADHD)**  
**Medications In OECD Countries, By Income, 2003**



**SOURCE:** MIDAS database, IMS Health, 2003.

**NOTES:** Although the data are shown for a single year, other years look similar in overall patterns; 2003 is the most recent year for which data were available. Only twenty-seven of the thirty Organization for Economic Cooperation and Development (OECD) member states are represented; no data were available for Iceland, Denmark, or Slovakia. TUR is Turkey. MEX is Mexico. POL is Poland. HUN is Hungary. CZE is Czech Republic. PRT is Portugal. PRK is South Korea. GRC is Greece. NZL is New Zealand. ESP is Spain. ITA is Italy. DEU is Germany. JPN is Japan. FIN is Finland. FRA is France. SWE is Sweden. BEL is Belgium. GBR is United Kingdom. AUS is Australia. NLD is Netherlands. CAN is Canada. AUT is Austria. CHE is Switzerland. IRL is Ireland. NOR is Norway. USA is United States. LUX is Luxembourg. Where space prohibits labeling each point, abbreviations are as follows: 1 = PRT, GRC, PRK; 2 = FIN, SWE, FRA, JPN; 3 = GBR, BEL. SU is standard units. GDP is gross domestic product. PPP is purchasing power parity. <sup>a</sup> Countries have significantly different usage than the predicted at the 95 percent confidence interval.

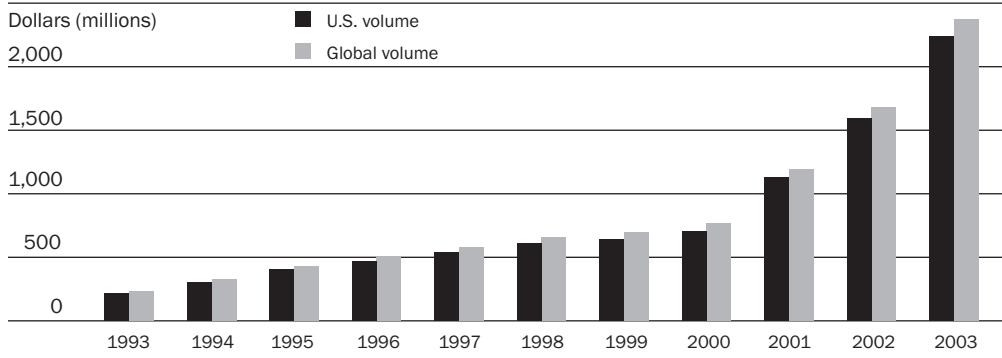
all country-specific deviations constant. Canada and Australia also show higher-than-expected use. In contrast, Italy, Ireland, Austria, Japan, Sweden, and Finland use less than predicted by per capita GDP. A country-by-country analysis of the growth rate of use of ADHD medications over the past four years shows increases in both developed countries and developing countries.<sup>21</sup>

■ **Global expenditures.** Moving from use to spending, the global expenses regarding ADHD medications were U.S.\$2.4 billion by 2003, representing a ninefold increase (adjusted for inflation) since 1993 (Exhibit 4). From 1993 to 2000, spending grew steadily (about 17.6 percent per year), but after 2000 the annual growth rate increased more steeply to 40.9 percent. This acceleration was largely driven by the U.S. market, where newer medications—primarily longer-acting formulations—became available. The United States dominates global spending on ADHD medications, making up approximately 92–95 percent of the total expenditures, with a 22.6 per-

cent growth rate per year. Other countries showed a slightly slower spending growth rate than the United States—about 21.0 percent per year. A country-by-country analysis reveals that spending increases were much more pronounced in developed countries.<sup>22</sup>

■ **Medication mix.** There has been a clear change in the medications used to treat ADHD (Exhibit 5). The volume of short-acting medications plateaued and then steadily decreased after 1999, whereas the volume of long-acting formulations increased during the second half of the study period. The timing of this shift is related to FDA approval of Concerta (Johnson and Johnson), a controlled-release form of methylphenidate, in August 2000. Although the release of this and other relatively costly long-acting formulations such as Adderall XR (Shire) and Strattera (Lilly) help explain some of the increase in use, their presence is particularly related to the large spending increase. Using the same data set, we found that the increase in spending for ADHD medications in the U.S. market was attributable mostly to

**EXHIBIT 4**  
**U.S. And Global Spending On Attention Deficit Hyperactivity Disorder (ADHD) Medications, 1993–2003**



**SOURCE:** MIDAS database, IMS Health, 1993–2003.

**NOTES:** Spending is deflated to 2003 U.S. dollars using the U.S. Consumer Price Index. Cross-sectional variation from country to country was accounted for by IMS Health, which had converted all local currencies to U.S. dollars using purchasing power parity (PPP) methods. SU is standard units.

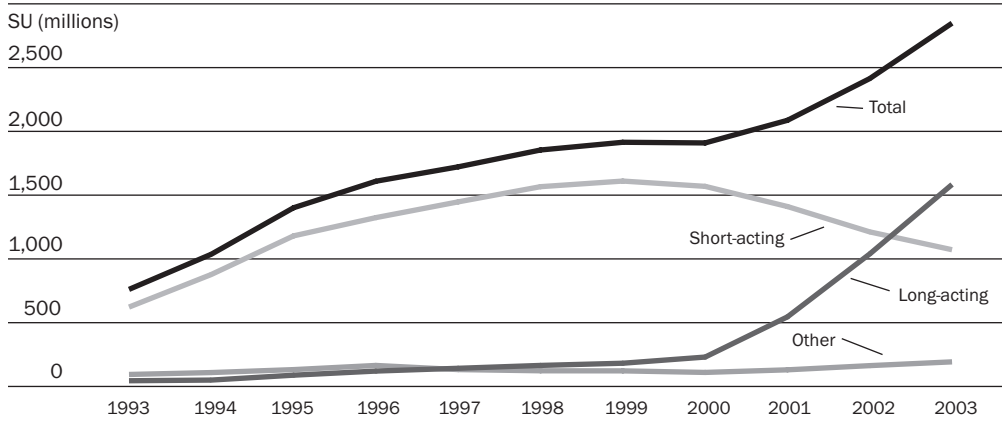
price increases.<sup>23</sup> From 1994 to 2003, U.S. sales volume increased 80 percent, while prices increased 285 percent in real dollars. In contrast, in OECD countries sales volumes increased 322 percent, while prices rose only 70 percent. A sampling of prices from *Consumer Reports Best Buy Drugs* reveals a large differential between short- and long-acting formulations.<sup>24</sup> Beyond the United States (data not shown), the use of short-acting formulations began to plateau in

2002, as long-acting formulations were introduced worldwide. These data suggest that the pattern in these countries lags behind that of the United States by several years.

**Discussion**

The use of stimulant medications in the United States has greatly increased during the past twenty years.<sup>25</sup> Although the increase might be leveling off for children, much concern has been raised regarding the potential

**EXHIBIT 5**  
**Global Volume Of Attention Deficit Hyperactivity Disorder (ADHD) Medications, By Category, 1993–2003**



**SOURCE:** MIDAS database, IMS Health, 1993–2003.

**NOTE:** SU is standard units.

for overdiagnosis of the disorder, the potential for overuse of these medications, and the possibility of diversion and abuse, weighed against their important clinical benefits under conditions of careful diagnosis and treatment monitoring.<sup>26</sup> This study has confirmed that the United States is by far the world's largest consumer of ADHD medications. Why other countries have lagged behind is not well understood. Advertising in the United States is clearly an important factor; the number of U.S. medical specialists who are able to diagnose and treat ADHD is also crucial. Clearly, national policies about the purchase of medications by the health system—as well as the very nature of different national health care systems—are essential factors. It appears that little difference exists in the rates of the disorder between the United States and other countries, although rates of “diagnostic prevalence” (that is, cases actually diagnosed by clinicians) lag well behind true prevalence outside the United States.<sup>27</sup>

Other countries, however, are beginning to follow U.S. trends. Over the past decade, use of ADHD medications in non-U.S. OECD countries has increased at rates even greater than those in the United States. Furthermore, countries using the most ADHD medications per capita are those with the highest incomes. Over the past five years, many developing countries have had yearly growth rates in use and spending that exceed 20 percent.<sup>28</sup>

Although the use of ADHD medications is increasing globally, the cost of these medications is escalating even more rapidly. With the advent of longer-acting stimulants and non-stimulant agents, spending for ADHD medications has risen dramatically. Note that a month's supply of generic methylphenidate taken two or three times per day costs around U.S.\$25, whereas the cost of one month's supply of Concerta 18 mg, taken once a day, is U.S.\$109.<sup>29</sup> The change to long-acting agents began in the United States in 2000; other countries are following the same trend but with a lag of several years. We can expect that the already burgeoning global costs for medication treatment for ADHD will rise even

more sharply over the next decade.

Our analysis of ADHD medication use as a function of per capita GDP showed that despite robust predictions of use from this indicator of national income, other factors might explain variation in use. For example, U.S. clinicians tend to recognize ADHD as a debilitating disorder.<sup>30</sup> Furthermore, changes in the federal special education law (the Individuals with Disabilities Education Act [IDEA]) enacted in 1991 opened up special education services for children with ADHD, prompting greater diagnosis.<sup>31</sup> Other factors include widespread third-party medication coverage, marketing efforts by pharmaceutical firms, and a general increase in the use of all psychotropic medications for children.<sup>32</sup> Finally, the United States has the highest overall drug spending per capita among the OECD countries.<sup>33</sup>

Despite major differences from the U.S. health care system and considerable regulation of pharmaceutical prices, Canada also exhibits high usage of ADHD medications.<sup>34</sup> This pattern might be a function of its proximity to the United States, with exposure to U.S. advertisements and cultural norms. Within other countries (such as Sweden and France), strict governmental regulation against the prescription of ADHD medications might also explain some of the variation in use.<sup>35</sup> For example, in France, use of methylphenidate, the only approved ADHD medication, requires a hospital-initiated prescription from a neurology, psychiatry, or pediatric specialist.<sup>36</sup> In the Netherlands, there are lower rates of prescription than in the United States, but major increases of stimulant use became evident in the late 1990s.<sup>37</sup> Other potential factors related to differential use rates include differing diagnostic criteria for ADHD, the professional training of physicians and mental health care providers with respect to ADHD, differences in national health care systems, rates of overall pharmaceutical spending, perceptions of ADHD by parents and teachers, and variation in educational systems.<sup>38</sup>

Understanding determinants of the use of ADHD medications, their costs, and their po-

tential risks and benefits is now a global issue. ADHD clearly involves biological, behavioral, and environmental factors.<sup>39</sup> Economic and cultural differences among countries are likely to be salient for adoption and usage of medication treatments. Given the global diffusion of ADHD medications as well as the prevalence of this condition, ADHD could become the leading childhood disorder treated with medications across the globe. Clear priorities are (1) determining long-term benefits of pharmacologic treatments and (2) ascertaining economic, professional training, and cultural factors that promote optimal prescription and monitoring.<sup>40</sup>

We recommend that countries actively compare data on use and spending, to adjust overuse or underuse, and that they weigh carefully the potential benefits versus the potential liabilities (side effects, addiction, diversion) of medication treatment for ADHD. During this era of global rises in medication use and expenditure, the stakes are high.

.....  
 This study was funded in part by a grant from the National Institute of Mental Health [1R01 MH067084-01 MH1 SRV-C (01)]; in part by a grant from the Center for Child and Youth Policy, University of California, Berkeley; and in part by the Nicholas C. Petris Center on Health Care Markets and Consumer Welfare, School of Public Health, University of California, Berkeley. Special thanks to Teh-Wei Hu, Farasat Bokhari, Hui-Chu Lang, Mistique Felton, Tim Brown, Laurie Habel, Susan Stone, Tom Ray, and Brent Fulton for their helpful comments and reviews.

**NOTES**

1. R.A. Barkley, "Attention-Deficit Hyperactivity Disorder," in *Child Psychopathology*, 2d ed., ed. E.J. Mash and R.A. Barkley (New York: Guilford, 2003), 75-143; and M. Rappley, "Attention Deficit-Hyperactivity Disorder," *New England Journal of Medicine* 352, no. 2 (2005): 165-173.
2. S. Mannuzza and R.G. Klein, "Long-Term Prognosis in Attention-Deficit/Hyperactivity Disorder," *Child and Adolescent Psychiatric Clinics of North America* 9, no. 3 (2000): 711-726.
3. S.P. Hinshaw, "Is ADHD an Impairing Condition in Childhood and Adolescence?" in *Attention-Deficit Hyperactivity Disorder: State of the Science, Best Practices*, ed. P.S. Jensen and J.R. Cooper (Kingston,

- N.J.: Civic Research Institute, 2002), 5-1-5-21.
4. C. Bradley, "The Behavior of Children Receiving Bensedrine," *American Journal of Psychiatry* 94 (1937): 577-585; and L.L. Greenhill and B.B. Osman, eds., *Ritalin: Theory and Practice* (Larchmont, N.Y.: Mary Ann Liebert, 2000).
5. Subcommittee on Attention-Deficit/Hyperactivity Disorder and Committee on Quality Improvement, "Clinical Practice Guideline: Treatment of the School-Aged Child with Attention-Deficit/Hyperactivity Disorder," *Pediatrics* 108, no. 4 (2001): 1033-1044.
6. J.M. Zito et al., "Trends in the Prescribing of Psychotropic Medications to Preschoolers," *Journal of the American Medical Association* 283, no. 8 (2000): 1025-1030; D.J. Safer, J.M. Zito, and E.M. Fine, "Increased Methylphenidate Usage for Attention Deficit Disorder in the 1990s," *Pediatrics* 98, no. 6, Part 1 (1996): 1084-1088; and J.M. Zito et al., "Rising Prevalence of Antidepressants among U.S. Youths," *Pediatrics* 109, no. 5 (2000): 721-727.
7. Centers for Disease Control and Prevention, "Mental Health in the United States: Prevalence of Diagnosis and Medication Treatment for Attention-Deficit/Hyperactivity Disorder—United States, 2003," *Morbidity and Mortality Weekly Report* 54, no. 34 (2005): 842-847.
8. G. Harris, "Warning Urged on Stimulants Like Ritalin," *New York Times*, 10 February 2006.
9. H. Upadhyaya et al., "Attention-Deficit/Hyperactivity Disorder, Medication Treatment, and Substance Use Patterns among Adolescents and Young Adults," *Journal of Child and Adolescent Psychopharmacology* 15, no. 5 (2005): 799-809; and S.E. McCabe, C.J. Teter, and C.J. Boyd, "The Use, Misuse, and Diversion of Prescription Stimulants among Middle and High School Students," *Substance Use and Misuse* 39, no. 7 (2004): 1095-1116.
10. Safer et al., "Increased Methylphenidate Usage."
11. J. Biederman and S.V. Faraone, "Attention Deficit Hyperactivity Disorder: A Worldwide Concern," *Journal of Nervous and Mental Disease* 192, no. 7 (2004): 453-454.
12. National Institute for Health and Clinical Excellence, "Guidance on the Use of Methylphenidate (Ritalin, Equasym) for Attention Deficit/Hyperactivity Disorder (ADHD) in Childhood," Technology Appraisal Guidance no. 13, October 2000, <http://nice.org.uk/pdf/Methylph-guidance13.pdf> (accessed 30 January 2007).
13. J. Nigg, *What Causes ADHD: Understanding What Goes Wrong and Why* (New York: Guilford, 2006).
14. J. Wooldridge, *Econometric Analysis of Cross Section and Panel Data* (Cambridge, Mass.: MIT Press, 2002).
15. A detailed description of the data construction

- and methods can be found in the online technical appendix, available at <http://content.healthaffairs.org/cgi/content/full/26/2/450/DC1>.
16. We separated Hong Kong and Taiwan from mainland China because this separation is made in the data reporting system.
  17. We use the terms *usage* and *volume* interchangeably.
  18. All growth rates are calculated using the least-squares method described in Section B of the online technical appendix. See Note 15.
  19. R. Cooper, T.E. Getzen, and P. Laud, "Economic Expansion Is a Major Determinant of Physician Supply and Utilization," *Health Services Research* 38, no. 2 (2003): 675–696; and T. Hitiris and J. Posnett, "The Determinants and Effects of Health Expenditure in Developed Countries," *Journal of Health Economics* 11, no. 2 (1992): 173–181.
  20. See Section B of the online technical appendix, as in Note 15.
  21. See Section C of the online technical appendix; *ibid.*
  22. *Ibid.*
  23. H.C. Lang, R.M. Scheffler, and T.W. Hu, "ADHD Medications in the U.S. and OECD Countries: Determinants of Quantity and Price," Petris Working Paper no. 100/2006, [http://petris.org/project-ADHD\\_medications\\_US\\_OECD.htm](http://petris.org/project-ADHD_medications_US_OECD.htm) (accessed 13 February 2006).
  24. "Evaluating Prescription Drugs Used to Treat: Attention Deficit Hyperactivity Disorder—Comparing Effectiveness, Safety, and Price," *Consumer Reports Best Buy Drugs*, 2005, <http://www.crbestbuydrugs.org/PDFs/ADHDfinal.pdf> (accessed 11 December 2006).
  25. J.L. Rushton and J.T. Whitmire, "Pediatric Stimulant and Selective Serotonin Reuptake Inhibitor Prescription Trends," *Archives of Pediatrics and Adolescent Medicine* 155, no. 5 (2001): 560–565.
  26. National Center on Addiction and Substance Abuse, "Under the Counter: The Diversion and Abuse of Controlled Prescription Drugs in the U.S.," July 2005, [http://www.casacolumbia.org/Absolutenm/articlefiles/380-final\\_report.pdf](http://www.casacolumbia.org/Absolutenm/articlefiles/380-final_report.pdf) (accessed 1 November 2005); and G.T. Ray et al., "Attention-Deficit/Hyperactivity Disorder in Children: Excess Costs Before and After Initial Diagnosis and Treatment Cost Differences by Ethnicity," *Archives of Pediatrics and Adolescent Medicine* 160, no. 10 (2006): 1063–1069.
  27. Nigg, *What Causes ADHD*.
  28. See Section C of the online technical appendix, as in Note 15.
  29. "Evaluating Drugs Used to Treat: Attention Deficit Hyperactivity Disorder."
  30. R.A. Barkley et al., "International Consensus Statement on ADHD: January 2002," *Clinical Child and Family Psychology Review* 5, no. 2 (2002): 89–111.
  31. J.M. Swanson, M. Lerner, and L. Williams, "More Frequent Diagnosis of Attention Deficit-Hyperactivity Disorder," *New England Journal of Medicine* 333, no. 14 (1995): 944.
  32. H.A. Huskamp et al., "Impact of Three-Tier Formularies on Drug Treatment of Attention-Deficit/Hyperactivity Disorder in Children," *Archives of General Psychiatry* 62, no. 4 (2005): 435–441; E.R. Berndt, "The U.S. Pharmaceutical Industry: Why Major Growth in Times of Cost Containment?" *Health Affairs* 20, no. 2 (2001): 100–114; and J.M. Zito et al., "Psychotropic Practice Patterns for Youth: A Ten-Year Perspective," *Archives of Pediatrics and Adolescent Medicine* 157, no. 1 (2003): 17–25.
  33. IMS Health, "World Pharma Sales 2001: US Still Driving Growth," [http://www.imshealth.com/web/content/0,3148,64576068\\_63872702\\_70260998\\_70328515,00.html](http://www.imshealth.com/web/content/0,3148,64576068_63872702_70260998_70328515,00.html) (accessed 1 November 2005).
  34. A. Charach et al., "Correlates of Methylphenidate Use in Canadian Children: A Cross-Sectional Study," *Canadian Journal of Psychiatry* 51, no. 1 (2006): 17–26.
  35. L. Sizoo, "Swedish Doctors Wrote Illegal ADHD Prescriptions," *Local*, 5 February 2005; and C. Frances et al., "Paediatric Methylphenidate (Ritalin) Restrictive Conditions of Prescription in France," *British Journal of Clinical Pharmacology* 57, no. 1 (2004): 115–116.
  36. Frances et al., "Paediatric Methylphenidate (Ritalin) Restrictive Conditions."
  37. E. Schirm et al., "Psychotropic Medication in Children: A Study from the Netherlands," *Pediatrics* 108, no. 2 (2001): E25.
  38. D. Bramble, "Annotation: The Use of Psychotropic Medications in Children: A British View," *Journal of Child Psychology and Psychiatry* 44, no. 2 (2003): 169; and C. Malacrida, "Medicalization, Ambivalence, and Social Control: Mothers' Descriptions of Educators and ADD/ADHD," *Health* 8, no. 1 (2004): 61–80.
  39. Barkley, "Attention-Deficit Hyperactivity Disorder."
  40. J.M. Rey and M.G. Sawyer, "Are Psychostimulant Drugs Being Used Appropriately to Treat Child and Adolescent Disorders?" *British Journal of Psychiatry* 182 (2003): 284–286.